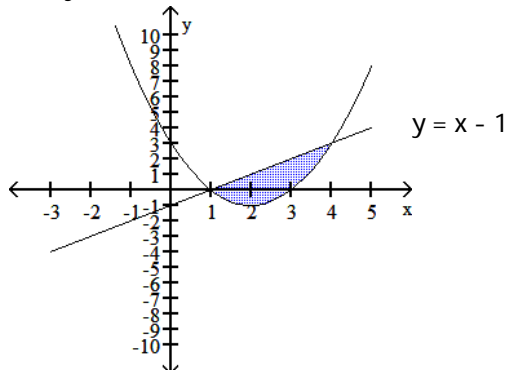


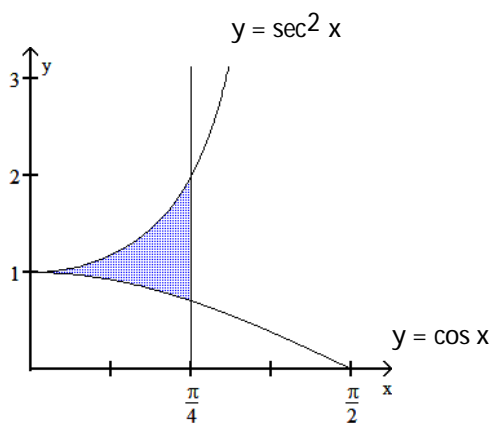
Find the area of the shaded region.

1) $y = x^2 - 4x + 3$



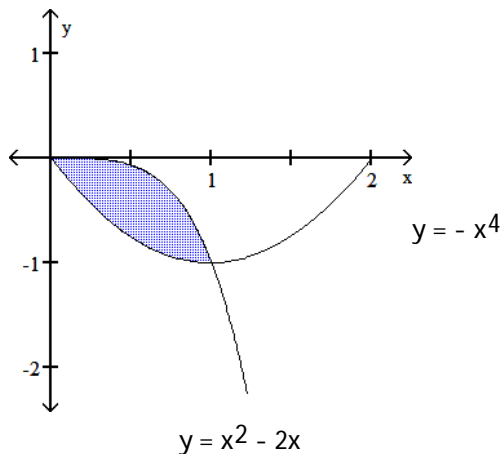
1) _____

2)



2) _____

3)



3) _____

Find the area of the regions enclosed by the lines and curves by integrating with respect to y.

4) $x = 2y^2 + 1$, $x = y + 4$

4) _____

5) $x = 2y^2 - 1$, $x - y^2 = 8$

5) _____